



# On Campus Packing List

You are preparing for a grand adventure! This is a complete list of everything you will need on campus during your semester. All of these items are required unless marked optional. As a community that values simple living we ask that you stick closely to this list and not bring extra. Believe us that this is all you need!

*If you have questions please reach out to the Dean of Students (dean@enf.org).*

## Things to keep in mind:

You will work hard and regularly get dirty. Don't let your clothes hold you back. Only bring items that are functional and durable. Leave items that are fragile, delicate, or of great sentimental value at home.

Make sure the clothes you bring keep you appropriately covered and comfortable without needing to be adjusted. OA has a carefully considered dress code please see the Community Manual for a complete explanation and keep that in mind when packing.

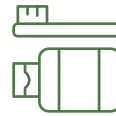
Your personal storage space on campus is very limited. Each student will have their own set of shelves and some space beneath their bunk bed. A set of shelves is 4 shelves that are approximately 8-10" deep, 36" wide, and 1 foot tall. Many students appreciate having fabric cubes or a few small baskets to organize small items (socks, underwear, etc) on their shelves.

We live very close together! Please label everything you bring to campus with your name to help keep it organized.



### Clothing

- ✓ 6 Short Sleeve Shirts - *Should not display alcohol, tobacco, or other drug-related or offensive messages.*
- 2 - 3 Long Sleeve Shirts or Button-Ups
- 3 Pairs of Shorts - *Should be of appropriate length*
- 4 Pairs of Pants - *At least one pair should be durable work pants able to withstand the rough treatment of work crew.*
- 2 Sweatshirts, Sweaters, or Fleeces
- Underwear - *enough for 7 - 10 days*
- 5 - 7 Pairs of Socks - *These are in addition to your wool socks for outdoor programming.*
- 1 Dressy/Nicer Outfit - *For our weekly community dinner. This might be khakis, buttoned shirts, dresses, skirts, blouses, nice shoes, ties, etc. Whatever you'd wear to a nicer restaurant.*
- 2 Pairs of Pajamas - *Something you're comfortable sleeping in.*
- 1 Pair of Sneakers/Campus Shoes - *For wearing to class and around campus. These may be the same as your running shoes for Outdoor Programming. Some students also like sandals for warmer weather.*
- 1 Pair of Cabin Shoes (optional) - *Many students like slip on shoes, flip-flops, or sandals to wear in the cabin and in the shower.*
- 1 Pair Rain Boots (optional) - *We live in a rainforest and these can be quite handy. If you don't have them, don't go out and buy them. Many students happily use their hiking boots when it gets muddy.*
- 1 Pair Leather Work Gloves - *For use during work crew, inexpensive gardening gloves with a durable palm are perfect.*



### Personal Items

- ✓ Soap, Shampoo, Toothbrush, Toothpaste, Facewash, etc
- Extra Glasses & Contact Lenses
- Any Prescribed Medications - *OA staff will store and dispense medications.*
- 2 sets of Twin Sheets
- 2 Warm Blankets or 1 Comforter
- 2 Pillow Cases and 1 Pillow
- 2 Bath Towels
- 2 Washcloths (optional)
- 1 Laundry Bag
- Travel Mug with Lid
- 1 Duffel or Trunk - *Just for carrying your items to campus. This will be put in storage after being unloaded.*



### School Supplies

- ✓ Binders, Notebooks, etc - *Bring the organizational tools for class that work best for you. We suggest some type of binder or binder section per class.*
- Pens, Pencil's, Erasers, Highlighters, etc
- Looseleaf Lined Paper
- 1 Graphing Calculator - *For Algebra II, Pre-Calc, & Math III students. Bring one if you have one, but don't go out to buy one.*
- 1 Day Planner/Organizer
- 1 Backpack - *For carrying your things to class.*

## Optional Items:

- Camera or GoPro
- Earmuffs - *To help focus during study hall.*
- Musical Instruments - *We have a temperature controlled place to store them and plenty to lend out.*
- Extra Headlamp + Batteries - *These are crucial for getting around OA on and off campus. Having a spare isn't a bad idea.*
- Stationary and Postcards
- Alarm Clock
- Personal Journal

## Please do not bring

- Hammocks
- Food
- Cellphones, Tablets, and Laptops
- Headphones, Speakers, Radios, and iPods
- Electric Blankets
- Hair Stylers other than Hair Dryers
- Electric Lamps
- Bicycles
- Lighters, Matches, or Candles
- Large Knives, Machetes, or Weapons of any kind

*If you have questions please reach out to the Dean of Students (dean@enf.org)*



# Outdoor Programming Packing List

One of the great joys of being at OA is spending a lot of time outside! During your semester you should expect to be outside everyday and in all kinds of weather. We don't stay in just because it's raining. The seasons in Western North Carolina are dramatic and you should expect to sleep out below freezing and hike on muggy 90 degree days. Read this packet carefully and follow it closely. We've honed it over many semesters to be exactly what you need and nothing more.

*If you have questions please reach out to the Outdoor Education Manager*

## A few considerations

Outdoor clothing and equipment should be functional and durable. Make sure the clothes you bring keep you appropriately covered and comfortable without needing to be adjusted. OA's dress code standards also apply to outdoor clothing. See the Community Manual for a complete explanation of the dress code. On trek we put our clothing to work. Please don't bring items you wouldn't be willing to get dirty or possibly damage.

Please pack your outdoor clothing and equipment in a separate bag from your campus clothing and school supplies. We will check over your outdoor clothing and equipment on opening day in anticipation of departing for trek. Having it separated will greatly streamline this process.

For your safety and comfort, all outdoor clothing needs to be made from wool, fleece, polypropylene, or a blend. **You cannot wear any cotton** other than your undergarments (although we recommend considering synthetic alternatives there too). Cotton will not keep you warm when wet nor will it reliably dry while on trek.


## Eagle's Nest Foundation's Gear Library

Thanks to the generosity of previous OA students and Eagle's Nest campers, we have a large cache of outdoor clothing and equipment to lend for the semester. If obtaining the items on this list poses an issue for you, please reach out to the Admissions Director or the Outdoor Education Manager. We will work with you confidentially to provide as much as we can.

## How To Find What You Need

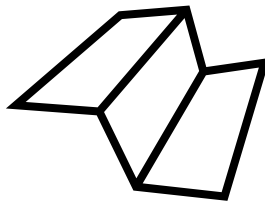
### First, use gear you already own.

Most of the clothing and equipment you need you likely already own. With a few notable exceptions, the clothing and equipment you need is very standard. The bells and whistles on most expensive outdoor equipment won't make a meaningful difference in your comfort, happiness, or safety this semester.



### Second, order specific items through Outdoor Academy.

We know that outdoor gear quickly gets expensive. To help offset this, OA has built relationships with specific manufacturers to supply our students with the equipment they need at the most reasonable price. We have chosen these items because we've found they make the most meaningful difference in students' quality of life. At the end of the day a fleece is often a fleece, but high quality rain gear is worth its weight in gold during a storm. See the end of this packet for more information.



### Third, go to the thrift store.

Your local thrift store is an ideal place to buy inexpensive clothing that you aren't afraid to beat up. Basic items like fleeces, long underwear, long sleeve shirts, and shorts are all great thrift store purchases. In some areas there are outdoor-specific thrift stores that have lightly used specialized clothing like puffy jackets and rain gear at great prices. Plus, you never know what killer style you may find!

### Fourth, visit your local outdoor store.

For specific items (like boots) it is immensely important to try things on to get the right size and fit. The folks in the store can advise you on purchases, but remember that while they may be experienced outdoors people they likely don't know exactly how things look at OA. This packing list and the models recommended here were chosen specifically because they fit our unique program.

### Fifth, shop online to find discounts.

For items that don't require a precise fit, shop around online and look for sales and discounts. For the recommended models we have linked to their manufacturer or to a consistent supplier. Most of them can likely be found at a discount elsewhere online. Websites like the REI Outlet (<https://www.rei.com/rei-garage>), [Backcountry.com](https://www.backcountry.com), Sierra Trading Post (<https://www.sierra.com/>), and Steep and Cheap (<https://www.steepandcheap.com/>) all regularly have sales or offer discounted prices on last season's models and colors.

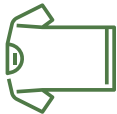
# How to use this list

**All items on this list not marked optional are required.** To be safe and able to fully participate, you will need this clothing and equipment. But less is often more; we've paired down this list to what you need and nothing more. Please follow it closely and bring nothing extra.

You'll notice two columns of recommendations. The left column lists models that will meet the needs of an OA student. The right column lists models that are a little more expensive but may be worth investing in if you expect to use them after your semester at OA.

Clothing has no gender. In this list we use the imperfect terms "Men's Cut" and "Women's Cut" to describe these garments as they are sold, and regret the implied gendering. "Men's Cut" clothing typically has a boxier fit and traditionally masculine colors while "Women's Cut" clothing commonly has a more shaped fit and traditionally feminine colors. Both styles can work for any person. We encourage you to come with what fits well and makes you feel good.

## Upper Body Layers



- 1 Short Sleeve Shirt**  
Lightweight non-cotton that allows your full range of motion. Both button-up shirts and t-shirts are acceptable.
- 1 Long Sleeve Shirt**  
Lightweight, thin non-cotton shirt that allows your full range of motion. This will be your go-to baselayer when on trek. Many instructors prefer shirts with hoods.  
*\*Available for discounted order through OA*
- 1 Midweight Long Underwear Top**  
A long sleeve wool or synthetic insulating base layer top. This thin layer sits next to your skin and keeps you warm in cold mountain conditions. It should be able to be worn under all your other layers.  
*\*Available for discounted order through OA*
- 1 Medium Fleece**  
Almost any fleece jacket will perform admirably. Hand-warmer pockets, a zipper, and a hood are solid bonuses. You should be able to comfortably wear this layer beneath your rain jacket.
- 1 Waterproof Rain Jacket**  
Quality rain gear is imperative to your safety and comfort on trek. Both coated nylon and breathable fabrics such as Gore-Tex® are acceptable. Your jacket should have a hood. Ponchos are not acceptable.  
*\*Available for discounted order through OA*
- 1 Synthetic "Puffy" Jacket**  
Most students cite this as their most important (and favorite) piece of gear. Many wear it everyday in the colder months. This jacket should be durable, warm, and have big pockets. It should be big enough to wear over your fleece. **Do not bring a down jacket.**  
*\*Available for discounted order through OA*

- 2 Sports Bras**

- 1 Fleece or Wool Winter Hat**

- 1 Brimmed Hat**

- 1 Polarized Sunglasses**

- 1 Eyewear Retention Strap**  
This keeps your glasses from ending up at the bottom of the river. ***If you wear prescription glasses you must bring a retaining strap for them.*** If you want to wear your sunglasses on the river you need a strap.

- 2 Bandannas**

- 1 Pair Thin Fleece Gloves (Optional)**  
Some students find thin fleece gloves invaluable for chilly mornings on trail.



## Accessories

### Functional Recommendation

*Basics that will fully meet your needs at OA*

### Upgraded Recommendation

*Worth considering if you will use it after OA*

**Any Short Sleeve Synthetic Shirt from the thrift store**

**Long Sleeve Synthetic Shirt from the thrift store**

**Guide Gear Midweight Top**  
\$25 | [Men's Cut](#) | [Women's Cut](#)

**Medium Thrift Store Fleece or Decathlon MH500 Hiking Fleece**

A simple 1/4 zip fleece for layering and keeping warm while moving.  
\$25 | [Men's Cut](#) | [Women's Cut](#)

**Marmot Pre-Cip Jacket**  
Marmot provides dependable affordable rain gear with the Pre-Cip. From trailheads to English class, this jacket will always live in your possibility sack and keep you dry.  
\$100 | [Men's Cut](#) | [Women's Cut](#)

**Borrow one from OA**  
OA has a fleet of wonderfully warm hooded puffy jackets to lend out for the semester. If you don't already own a synthetic puffy jacket don't buy one, borrow ours!

**Personal Preference**  
Bring tops you feel comfortable running in and wearing for long periods of time.

**Bring what you already have. You'll be able to knit yourself another while here!**  
**Any baseball cap will do. Some prefer bucket hats that offer fuller sun protection.**

**Bring whatever polarized glasses you already own.**  
We don't recommend bringing expensive glasses that you would be upset if they got lost or damaged.

**We can help you make one once you get here.**

**Any inexpensive bandanna will do**  
Cotton is preferable to polyester. Please make sure to bring 2. It's best to wash them at least once before coming.

**Borrow one from OA**  
OA has a plenty of gloves and warmer mittens to lend out. If you don't already have a pair or are unsure borrow ours!

**Patagonia Capilene Cool Daily Hoodie**  
Hooded shirts are a great sun protection item.  
\$55 | [Men's Cut](#) | [Women's Cut](#)

**REI Midweight Base Layer Top**  
\$50 | [Men's Cut](#) | [Women's Cut](#)

**REI Midweight Base Layer Top**  
\$50 | [Men's Cut](#) | [Women's Cut](#)

**Ragged Mountain Stretch Grid Hoody II**  
A durable, dependable, hooded fleece sewn in the mountains of New Hampshire. It will serve you at OA and for years to come.  
\$89 | [Men's Cut](#) | [Women's Cut](#)

**Outdoor Research Foray/Aspire**  
This jacket uses Gore-Tex which is a breathable waterproof membrane. It makes for a jacket that is more comfortable, durable, and waterproof than coated nylon.  
\$219 | [Men's Cut](#) | [Women's Cut](#)

**Rab Cirrus Alpine Insulated Jacket**  
Described as incredibly warm for its weight this jacket will serve you well at OA and in many adventures beyond.  
\$200 | [Men's Cut](#) | [Women's Cut](#)

**Goodr Glasses**  
These shades are inexpensive, light, come in a variety of colors and have quality lenses that block harmful rays.  
\$25 | [Goodr](#)

**Chums**  
\$7-10 | [Many Styles](#)

**REI Fleece Gloves**  
\$25 | [Men's Cut](#) | [Women's Cut](#)

## Lower Body Layers



- 1 Quick Dry Nylon Shorts**

Lightweight, thin non-cotton shorts that allow your full range of motion. These should be comfortable enough to run in, stay up while running, and have pockets.
- 1 Quick Dry Nylon Pants**

Lightweight thin, non-cotton pants that allow your full range of motion. If they don't have an integrated belt you should bring one.
- 1 Midweight Long Underwear Bottoms**

Tight fitting wool or synthetic insulating base layer bottoms/tights. This layer sits next to your skin and keeps you warm in cold mountain conditions. It should be able to be worn under all your other layers.

*\*Available for discounted order through OA*
- 1 Waterproof Rain Pants**

Quality rain gear is imperative to your safety and comfort on trek. Both coated nylon and breathable fabrics such as Gore-Tex® are acceptable.

*\*Available for discounted order through OA*
- 1 Swimsuit**

This should be able to stay on without adjustment while active. Full coverage bottoms only. Most OA students with breasts prefer to wear shorts and a sports bra.

### Functional Recommendation

Basics that will fully meet your needs at OA

**Lightweight synthetic sports shorts or a men's cut bathing suit with the mesh cut out and pockets**

**Wrangler 5-Pocket Pants**

\$27 | [Men's Cut](#)

**Allforth Tamarack Roll Up Pants**

\$30 | [Women's Cut](#)

**Guide Gear Midweight Bottoms**

\$15 | [Men's Cut](#) | [Women's Cut](#)

**REI Co-Op Essential Rain Pants**

REI provides dependable affordable rain gear. From trailheads to English class these pants will always live in your possibility sack and keep you dry.

\$60 | [Men's Cut](#) | [Women's Cut](#)

**Personal Preference**

Most students use their quick dry shorts as bottoms.

### Upgraded Recommendation

Worth considering if you will use it after OA

**Patagonia Baggies**

Durable shorts with cavernous pockets.

\$55 | [Men's Cut](#) | [Women's Cut](#)

**Ferrosi Pants**

\$80 | [Men's Cut](#) | [Women's Cut](#)

**REI Sahara Roll-Up/Savanna Trails**

\$60 | [Men's Cut](#) | [Women's Cut](#)

**REI Midweight Bast Bottoms**

\$50 | [Men's Cut](#) | [Women's Cut](#)

## Footwear



- 1 Pair Waterproof Hiking Boots**

You are looking for supportive, stiff hiking boots that lace up past the ankle. Despite the trend towards "hiking shoes" and lightweight boots, we've found they don't serve students well. The specific way OA travels in the backcountry favors stiffer traditional hiking boots with a 1/2 or 3/4 length shank (or stiffener) and lots of ankle support. Boots designed for a weekend dayhike often don't meet the needs of an OA student.

Please do not bring boots from the Merrel Moab series, Timberland (or similar) work boots, or boots purchased at Walmart. We've found these boots don't hold up to a semester at OA and injure students feet.
- 1 Pair Lightweight Camp Shoes**

After a long day of hiking in your boots these are the shoes you'll change into at camp. They need to be closed toed and have a heel strap. We recommend that they be as lightweight as possible.
- 1 Pair of Running Sneakers**

Bring a pair of athletic sneakers that you could run around a field or down a trail in.
- 4 Pairs of Long Wool Socks**

Good socks are crucial to happy feet on trek. Many students end up wearing their hiking socks daily once the seasons start to change. Make sure the socks you get are at least 70% wool and extend up past your ankle. It is worth trying your socks and your boots on together to ensure a good fit.

### Functional Recommendation

Basics that will fully meet your needs at OA

**Oboz Bridger or Wind River**

\$180 | [Men's Cut](#) | [Women's Cut](#)

**Vasque Breeze AT GTX**

\$190 | [Men's Cut](#) | [Women's Cut](#)

**Keen Targee III**

\$150 | [Men's Cut](#) | [Women's Cut](#)

**Lightweight old sneakers**

**Bring what you own**

**Kirkland Signature Outdoor Trail Wool Socks**

Costco's in-house brand socks have a great reputation and can generally be found for ~\$25/4-pack.

**Walmart Wool Socks**

Look for Realtree Wool Hiker socks or Wrangler Merino Wool Socks. They generally aren't as durable as the Kirkland or Darn Tough options but should last a semester.

### Upgraded Recommendation

Worth considering if you will use it after OA

### Boot Fitting Tips

- 1) Try your boots on in a store with the assistance of a qualified sales person.
- 2) Sizing bigger is better. The most common issue we see is buying boots that fit too tightly. Ere on the side of slightly too large over at all too small.
- 3) Bring the wool socks you will hike in to try your new boots on.
- 3) Not all brands fit the same so be sure to try multiple models.

**Crocs Specialist II**

\$40 | [Unisex Sizing](#)

**Crocs Bistro**

\$45 | [Unisex Sizing](#)

**Foam Clogs**

\$15 | [Women's Cut](#)

**Darn Tough Hiker Micro Crew Cushion**

These socks set the bar for durability. If they ever get a hole send them back for a new pair no questions asked.

\$23 | [Men's Sizing](#) | [Women's Sizing](#)

# Equipment



## 1 Sleeping Bag

We require a sleeping bag rated for 15 degrees or colder. You should look for a "mummy" shaped bag that has synthetic insulation, compresses down to smaller than a basketball, and weighs less than 5lbs.

**Do not bring a down sleeping bag. If they get wet they cease to insulate and take days to dry in the field.**

*\*Available for discounted order through OA*

## 1 Sleeping Pad (Optional)

OA will provide a foam sleeping pad to every student. Some students choose to bring an inflatable pad. Inflatable pads must have an R-value (insulation value) over 3.0, should weigh less than 2.5lbs, and should compress to a small size.

## 1 Headlamp & Spare Batteries

Students are required to bring a headlamp. They should not bring hand-held flashlights. We've found that headlamps from name brands (Black Diamond, Petzl, & Princeton Tec) are more reliable and have better battery life than others. Many students appreciate having a red light for reading at night, especially in their cabin.

## 2 32oz Water Bottles

Students need at least two 32oz water bottles. Some students choose to bring a hydration bladder (Camelbak). If you bring a bladder you must still bring two 32oz bottles because bladders won't work for everything we do.

## 1 Pocket Knife

A good knife is an essential tool at OA. Lighter knives are preferable to heavier ones. Avoid bulky multi-tools, heavy leathermen, and the classic red "Swiss Army Knives" with many functions. They are heavy and often don't function well as a knife.

## 1 Crazy Creek Style Chair

OA students use these lightweight chairs almost daily both in the woods and on campus. Because we're not tethered to desks anywhere can become a classroom.

## 2 Small Bottles of Sunscreen

Please bring SPF 30 or greater. 2 smaller bottles is preferable to 1 medium. Many instructors also use a small tube of zinc oxide for their face, especially on climbing and paddling trips.

## 1 Digital watch with an Alarm

Timeliness is important even on expeditions. Please bring an inexpensive digital watch with an alarm. Don't bring a smart watch that requires charging, an analog watch without an alarm, or any watch you would be sad to damage or lose.

## 1 Pair of Trekking Poles (Recommended)

Almost all of our instructors use trekking poles. These are recommended for all students and **required for any students that have a history of knee or ankle issues**. When used properly they reduce compression stress by 25% and relieve joint pressure. Flip-Lock poles are recommended over twist-lock poles.

## 1 Hot Drink Container (Recommended)

A hot drink with breakfast or cup of coco after dinner always feels right. Some students drink from their bowls, others choose to bring a mug. Please don't bring a metal mug or large thermos.

## 1 Umbrella (Optional)

OA is located in a temperate rain forest so wet weather is a part of life. The humidity also means that rain gear often feels stuffy and sweaty when hiking. A trail umbrella is the ideal solution.

## Climbing Shoes and Chalk Bag (Optional)

OA will provide all the climbing equipment that students need during their semester. Some students that own climbing shoes and a chalk bag choose to bring their own. Students must use OA harnesses, helmets, and other technical equipment and should not bring their own.

## Functional Recommendation

Basics that will fully meet your needs at OA

### Marmot Trestles 15

\$115 & \$126 | [Under 6ft Tall](#) | [Over 6ft Tall](#)

### Use the pad OA provides

### Black Diamond Spotlight 200

This lightweight headlamp has multiple modes and good battery life. It features a red light that most students prefer to use when reading at night.

\$30 | [One Size](#)

### 1L Powerade or Gatorade bottles from the supermarket

~\$2

### Morakniv Companion

A simple strong fixed blade knife made from high quality steel.

\$15-\$19 | [Various Colors](#)

### Crazy Creek Original Chair

The classic design. It comes in a variety of colors and patterns. On opening day you will have the opportunity to purchase one with OA's logo on it.

\$55 | [Various Colors](#)

### Montem Aluminum Flip-Lock Poles

\$60 | [One Size](#)

### 16oz Wide Mouth Nalgene

Sometimes referred to as a "baby Nalgene" these are the perfect size for a hot drink. They fit in your pocket, are ideal for cradling in cold hands, and have a well sealing lid allowing you to snuggle with a hot water bottle on cold nights. Many instructors use these when on trek, using an old sock or a beverage coozie to give the bottle some insulation.

\$11 | [One Size](#)

### Lewis N. Clark Travel Umbrella

A small collapsible travel umbrella.

\$12 | [Various Colors](#)

### If you already have your own you may bring it

## Upgraded Recommendation

Worth considering if you will use it after OA

### Thermarest Trail Lite

This pad provides more loft and comfort than the foam pads while maintaining a high r-value.

\$80 | [Under 6ft Tall](#) | [Over 6ft Tall](#)

### 32oz Wide Mouth Nalgene Bottles

On opening day you will have the opportunity to purchase Nalgene bottles with OA's logo on them.

\$12 | [One Size](#)

### Black Diamond Trail Trekking Poles

\$75 | [One Size](#)

### Six Moon Designs Silver Shadow

This one is more durable for trail use.

\$30 | [One Size](#)



# Outdoor Programming Packing List

Unless noted as optional all items on this list are required. Please bring everything.



## Upper Body Layers

- 1 Synthetic Short Sleeve Shirt\*
- 1 Synthetic Long Sleeve Shirt\*
- 1 Midweight Long Underwear Top\*
- 1 Medium Fleece
- 1 Waterproof Rain Jacket\*
- 1 Synthetic "Puffy" Jacket (optional)\*
- 2 Sports Bras



## Accessories

- 1 Fleece or Wool Winter Hat
- 1 Brimmed Hat
- 1 Polarized Sunglasses
- 1 Eyewear Retention Strap
- 2 Bandannas
- 1 Pair Fleece Gloves (optional)



## Lower Body Layers

- 1 Quick Dry Nylon Shorts
- 1 Quick Dry Nylon Pants
- 1 Midweight Long Underwear Bottoms\*
- 1 Waterproof Rain Pants\*
- 1 Swimsuit



## Footwear

- 1 Pair Hiking Boots
- 1 Pair Lightweight Camp Shoes
- 1 Pair Running Sneakers
- 4 Pairs of Long Wool Socks



## Equipment

- 1 Sleeping Bag\*
- 1 Sleeping Pad (optional)
- 1 Headlamp & Spare Batteries
- 2 32 oz Water Bottles
- 1 Pocket Knife
- 1 Crazy Creek Style Chair
- 2 Small Bottles of Sunscreen
- 1 Digital Watch with Alarm
- 1 Pair of Trekking Poles (recommended)
- 1 Hot Drink Container (recommended)
- 1 Umbrella (optional)
- Climbing Shoes and Chalk Bag (optional)

Items with an \* are available for discounted order through Outdoor Academy. Don't delay! There is a deadline. For details see the end of this packet.

## Packing Tips

Pack your outdoor clothing and equipment in a separate bag from everything else in a laundry bag or duffel bag. On opening day your instructors will check it all with you to make sure you have what you need for Orientation Trek. Packing it separately will greatly streamline this process.

Label everything with your name in permanent marker. We live closely and at some point everyone's black rainpants looks the same.

Please bring only items that conform to OA's dress code and that you are willing to get dirty and possibly damage.

## Outdoor Academy provides the following equipment:

Please don't bring your own.

- Backpacking Backpack
- Foam Sleeping Pad
- Bowl & Spoon
- Whistle
- Camp Stove & Cookware
- Tents & Tarps
- Maps & Compasses
- First Aid Kit & Water Treatment
- Climbing Equipment
- Paddling Equipment



## Please do not bring

- Hammocks
- Food
- Lighters, Matches, or Candles
- Large Knives and Machetes
- Weapons of any kind

## Don't forget the Gear Lending Library!

As you pack remember that we have a huge cache of high quality clothing and equipment available for you to borrow. Many students borrow some or most of their equipment while at OA. If obtaining anything on this list poses a hardship for you or you're about to buy something you don't think you'll ever use after OA stop! Let us provide it for you. Reach out to the Outdoor Education Manger who can make sure we have what you need ready for your arrival.

**If you have questions, please reach out to the Outdoor Education Manager**



# Order Clothing and Equipment Through OA

We know outdoor equipment can be expensive. In an effort to reduce costs, OA has partnered with manufacturers to provide high quality clothing and equipment to OA students at greatly reduced prices. We've chose these 7 items because we've found that they make the greatest difference in student quality-of-life in the backcountry.

## Why are there three prices?


In an effort to make this experience as accessible as possible we offer these items at 3 prices. The least expensive price is our cost to purchase the item. The second price is our purchase cost plus 20%. The third price is approximately what the item would cost if purchased from a store. Any money paid beyond our cost for the item is a tax deductible donation and will be put towards purchasing clothing and equipment for our gear lending library. This means that if you buy a sleeping bag through us at the highest price (which is the same price you'd pay at the store) we are able to purchase 2 sleeping bags. One for you and one for a student that cannot afford their own. We ask that you pay what is reasonable for your circumstance. This system is based on trust and openness. There is no judgment or qualification required; please pay whichever price is right for you.

### Long Underwear Tops & Bottoms \$23, \$32, \$45 per item

Warm, form fitting layers to keep you cozy when the temperature drops.

#### Men's Cut

S, M, L, XL, XXL | Athletic Fit



#### Women's Cut

XS, S, M, L, XL, XXL | Athletic Fit



### Rain Pants

\$50, \$70, \$100

Waterproof pants to keep you comfortable no matter what the weather brings.

#### Men's Cut

S, M, L, XL, XXL | Regular Fit



#### Women's Cut

XS, S, M, L, XL | Regular Fit




### Rain Jacket

\$50, \$70, \$100

A durable waterproof rain jacket to keep you warm and dry through afternoon showers and windy mornings.

#### Men's Cut

S, M, L, XL, XXL | Regular Fit



#### Women's Cut

XS, S, M, L, XL, XXL | Regular Fit



### Synthetic Hooded "Puffy" Jacket

\$100, \$140, \$200

A lightweight warm hooded jacket to keep the chill out. Most students end up wearing theirs everyday on campus and on trek during the colder months.

#### Men's Cut

S, M, L, XL, XXL | Regular Fit



#### Women's Cut

XS, S, M, L, XL, XXL | Regular Fit



### Sun Hoody

\$28, \$39, \$55

Protect yourself from the sun on the water, on the rock face, and while hiking with a versatile sun hoody.

#### Men's Cut

XS, S, M, L, XL, XXL | Regular Fit



#### Women's Cut

XS, S, M, L, XL | Regular Fit



### Sleeping Bag

A warm 15 degree lightweight sleeping bag that compresses down with an included compression sack.

#### Under 6ft Tall

\$60, \$70, \$100

#### Over 6ft Tall

\$65, \$77, \$110

## To order

Complete [the online form](#) by August 1st (fall semester) or December 10th (spring semester). We can make no guarantees about color availability but will do our best to respect your preferences.

Prices do not include shipping which varies depending on our order size. You will receive the final cost prior to opening day. You will be required to pay the total on opening day. Please bring cash, credit card, or check.